





4 Feet Pole Kit

Contents

- 1- 4 feet pole 
 - 2- Bushings 
 - 1- Connector 
 - 2- Plastic Sleeve * 
- 4' Pole comes complete with 6" routed channel on each end.

Tools Required

- Hammer 
- Drill 
- Screw driver 

Note. : 4 Feet pole can be cut down to 3 feet pole making use of routed channel.

Assembly Instructions

- Step1.** Determine desired pole length.**
- Step2.** Mark cuts to be made on each pole end.
- Step3.** Cut each end to size.
- Step4.** Tap in bushings on each end.
- Step5.** Attach finials.

** If Desired pole length is less than 36", cut from one side of pole **only**. Drill out hole 1" deep using 5/8" drill bit.
Repeat Step 4.

* To be used if metal bushing is loose.